

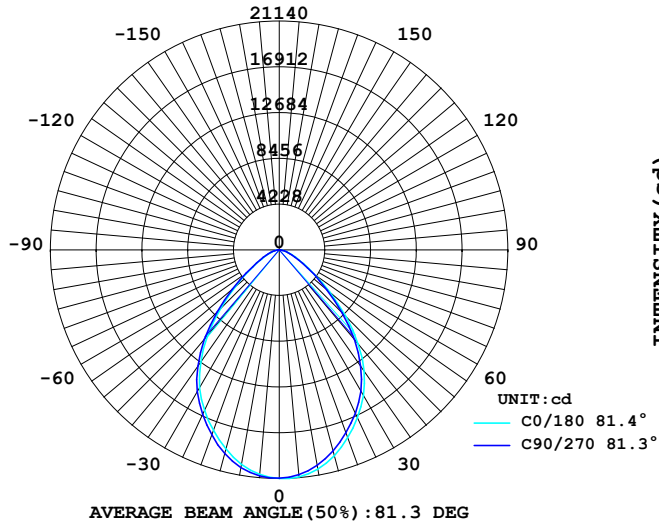
LUMINAIRE PHOTOMETRIC TEST REPORT

Report number:

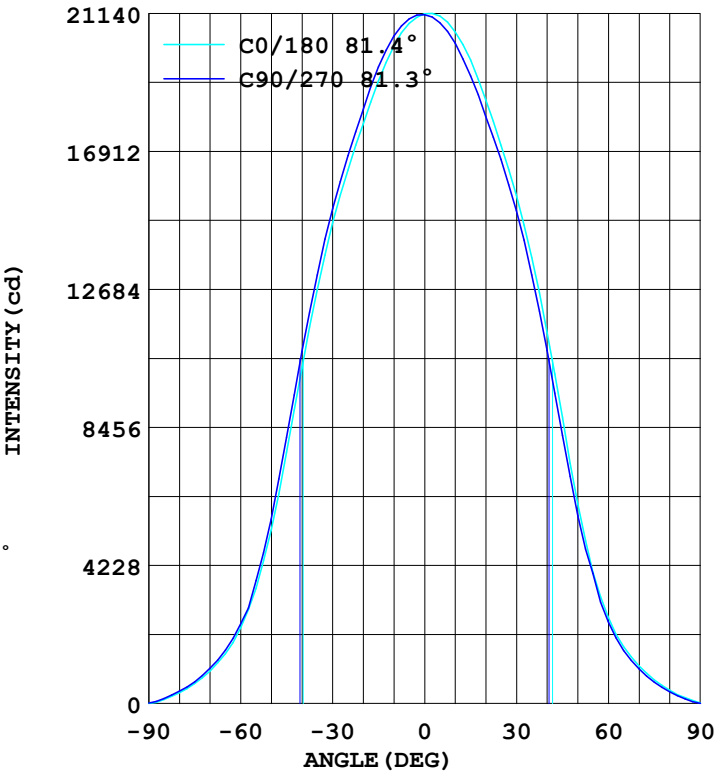
MANUFACTURER: ILUMEN GMBH	Address:	
NAME: Lina	TYPE: IL-HB12-L24040-90	WEIGHT:
SPECIFICATION: 2835LED、4000K、90deg	DIMENSION:	SERIAL No.:

DATA OF LAMP		Imax(cd)	21145	S/MH (C0/180)	1.07
MODEL		EFFICIENCY (%)	100.0	S/MH (C90/270)	1.09
NOMINAL POWER(W)	240W	TOTAL FLUX(lm)	35958	Voltage(V)	230.5
RATED VOLTAGE (V)	230	EFFICIENCY (lm/W)	149.9	Current(A)	0.875
NOMINAL FLUX(lm)	35958.0	η up (%)	0.0	Power(W)	239.8
LAMPS QUANTITY	1	η down (%)	100.0	Power Factor (PF)	0.980
TEST VOLTAGE (V)	230.5	Effective Flux(lm)	35958.0	EEI	0.091

LUMINOUS INTENSITY DISTRIBUTION



LUMINOUS INTENSITY DISTRIBUTION



Test System:
 Temperature: 25.3 DEG
 Operators:
 Test Date: 2024.11.22

Test Set: 5.0deg/s C-Gamma (TYPE C)
 Humidity: 65.0%
 Test Distance: 10.000 m
 Remarks:

Color Temperature Data List

Report number:

MANUFACTURER: ILUMEN GMBH	Address:	
NAME: Lina	TYPE: IL-HB12-L24040-90	WEIGHT:
SPECIFICATION: 2835LED、4000K、90deg	DIMENSION:	SERIAL No.:

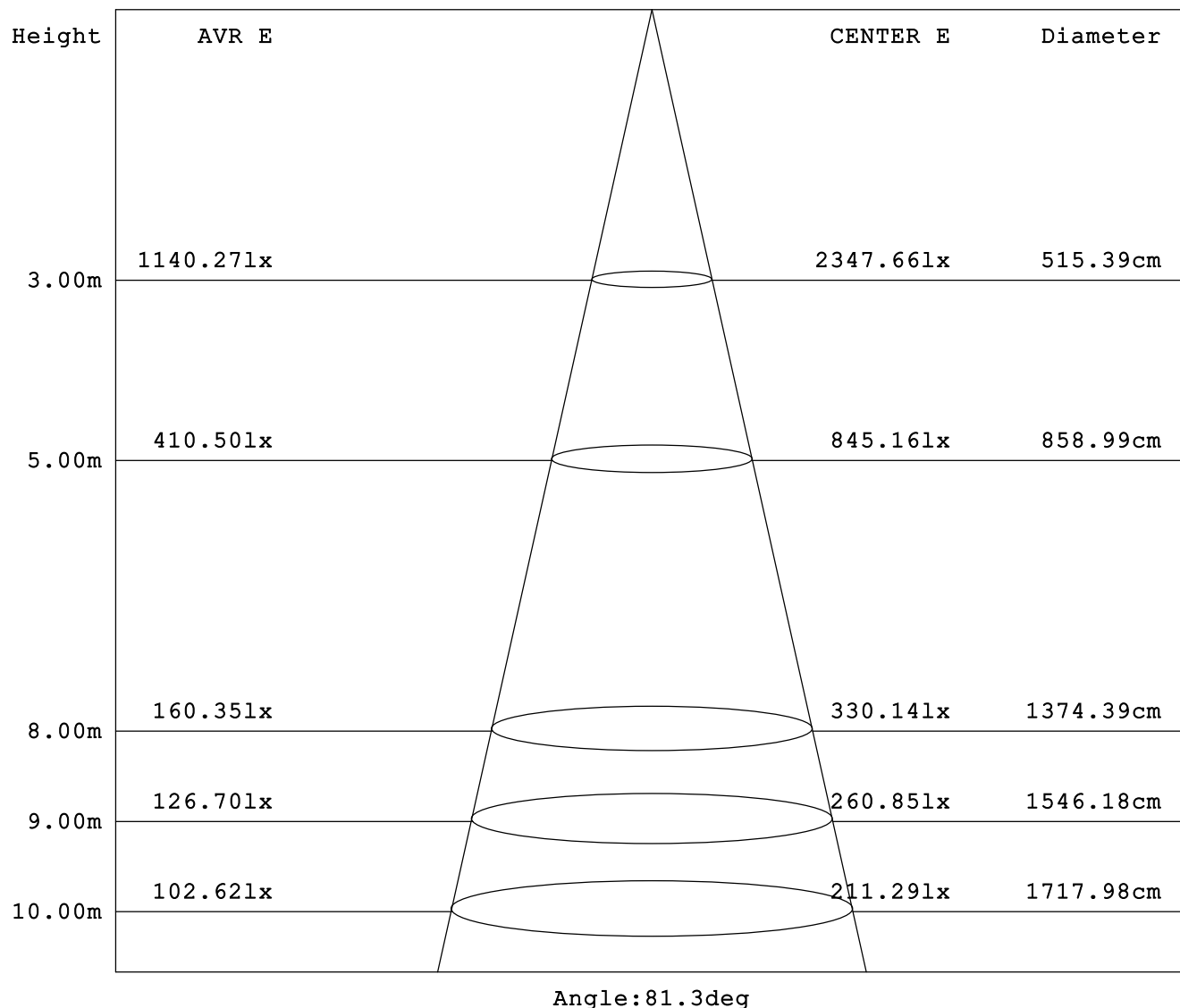
Test System:
Temperature: 25.3DEG
Operators:
Test Date: 2024.11.22

Test Set: 5.0deg/s C-Gamma (TYPE C)
Humidity: 65.0%
Test Distance: 10.000 m
Remarks:

AVERAGE AND CENTER E Figure

Report number:

MANUFACTURER: ILUMEN GMBH	Address:	
NAME: Lina	TYPE: IL-HB12-L24040-90	WEIGHT:
SPECIFICATION: 2835LED、4000K、90deg	DIMENSION:	SERIAL No.:



Test System:
Temperature: 25.3DEG
Operators:
Test Date: 2024.11.22

Test Set: 5.0deg/s C-Gamma (TYPE C)
Humidity: 65.0%
Test Distance: 10.000 m
Remarks:

ZONAL FLUX DIAGRAM

Report number:

MANUFACTURER: ILUMEN GMBH	Address:	
NAME: Lina	TYPE: IL-HB12-L24040-90	WEIGHT:
SPECIFICATION: 2835LED、4000K、90deg	DIMENSION:	SERIAL No.:

γ	C0	C45	C90	C135	C180	C225	C270	C315	γ	Zone	total
5.0	2083	2087	2097	2106	2106	2096	2085	2079	0- 5	502.4	502.4
10.0	2012	2024	2044	2059	2057	2041	2022	2007	5- 10	1476	1978
15.0	1907	1920	1949	1973	1971	1948	1922	1901	10- 15	2354	4332
20.0	1777	1791	1820	1852	1850	1827	1799	1777	15- 20	3087	7419
25.0	1634	1650	1678	1713	1710	1693	1667	1640	20- 25	3654	11073
30.0	1473	1487	1515	1555	1557	1540	1510	1479	25- 30	4033	15107
35.0	1267	1278	1313	1357	1367	1348	1313	1275	30- 35	4169	19276
40.0	1026	1042	1078	1131	1136	1125	1081	1043	35- 40	4004	23280
45.0	769.3	790.1	815.2	881.3	876.8	873.5	821.0	796.0	40- 45	3539	26819
50.0	531.0	560.0	564.1	629.2	610.2	624.9	574.7	563.9	45- 50	2849	29667
55.0	353.5	393.5	376.5	429.9	402.4	428.2	398.7	387.4	50- 55	2126	31793
60.0	232.4	256.6	245.0	283.6	263.9	283.5	250.6	253.7	55- 60	1507	33300
65.0	152.6	167.0	163.6	184.8	174.3	182.9	162.2	164.0	60- 65	1039	34340
70.0	99.81	106.4	108.0	118.1	115.4	117.5	106.4	105.3	65- 70	704.8	35045
75.0	61.30	64.30	66.38	72.80	72.49	72.28	64.81	63.96	70- 75	460.6	35505
80.0	33.11	34.04	37.44	42.46	41.17	40.92	35.56	33.85	75- 80	276.6	35782
85.0	12.01	12.76	15.36	16.84	18.18	16.97	14.54	13.30	80- 85	137.9	35920
90.0	0.787	0.741	1.061	1.106	1.390	1.134	0.659	0.768	85- 90	38.21	35958
95.0									90- 95		
100.0									95-100		
105.0									100-105		
110.0									105-110		
115.0									110-115		
120.0									115-120		
125.0									120-125		
130.0									125-130		
135.0									130-135		
140.0									135-140		
145.0									140-145		
150.0									145-150		
155.0									150-155		
160.0									155-160		
165.0									160-165		
170.0									165-170		
175.0									170-175		
180.0									175-180		
DEG	LUMINOUS INTENSITY:×10cd									UNIT:lm	

Test System:
Temperature:25.3DEG
Operators:
Test Date:2024.11.22

Test Set: 5.0deg/s C-Gamma (TYPE C)
Humidity:65.0%
Test Distance:10.000 m
Remarks:

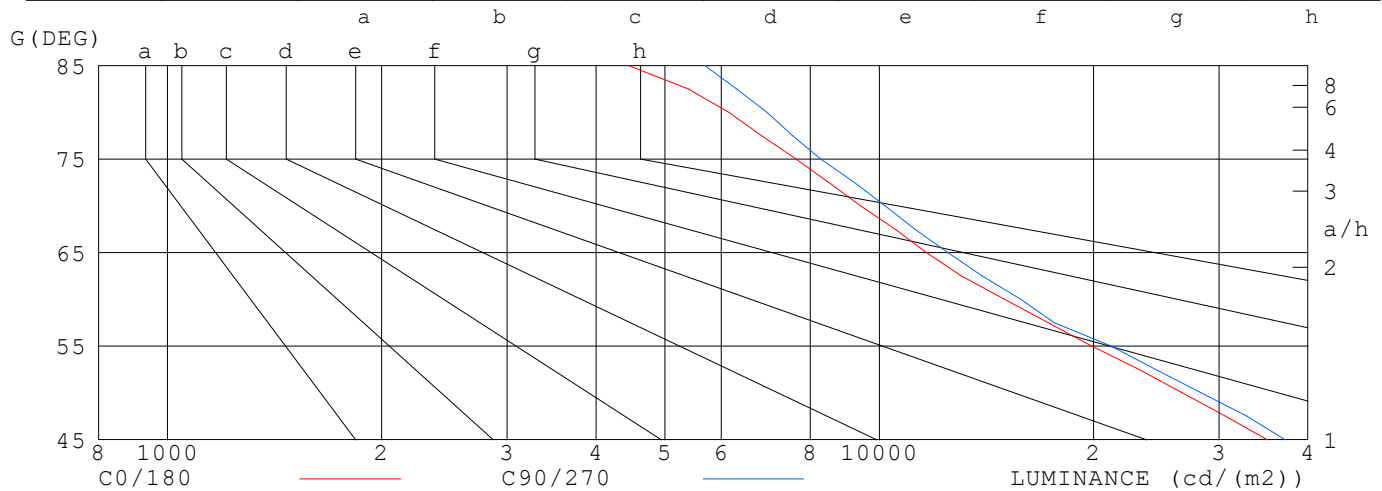
LUMINANCE LIMITATION CURVES

Report number:

MANUFACTURER: ILUMEN GMBH	Address:	
NAME: Lina	TYPE: IL-HB12-L24040-90	WEIGHT:
SPECIFICATION: 2835LED、4000K、90deg	DIMENSION:	SERIAL No.:

LUMINANCE LIMITATION CURVES

GLARE	CLASS	ILLUMINANCE (lx)							
1.15	A	2000	1000	500	<=300				
1.50	B		2000	1000	500	<=300			
1.85	C			2000	1000	500	<=300		
2.20	D				2000	1000	500	<=300	
2.55	E					2000	1000	500	<=300



LUMINANCE cd/(m2)		
G (DEG)	C0/180	C90/270
85	4449	5688
80	6151	6957
75	7641	8274
70	9414	10187
65	11653	12490
60	14994	15811
55	19884	21178
50	26653	28313
45	35098	37192

Test System:
 Temperature: 25.3 DEG
 Operators:
 Test Date: 2024.11.22

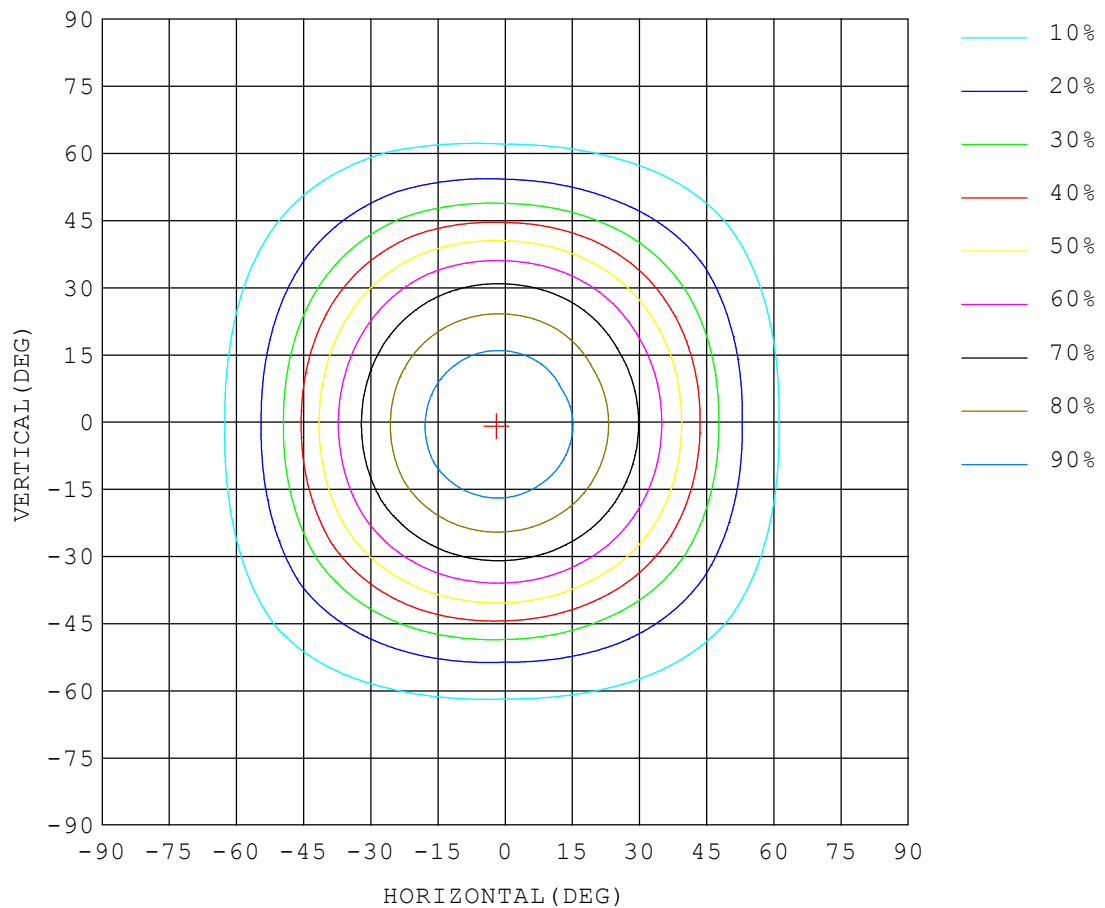
Test Set: 5.0 deg/s C-Gamma (TYPE C)
 Humidity: 65.0%
 Test Distance: 10.000 m
 Remarks:

ISOCANDELA DIAGRAM

Report number:

MANUFACTURER: ILUMEN GMBH	Address:	
NAME: Lina	TYPE: IL-HB12-L24040-90	WEIGHT:
SPECIFICATION: 2835LED、4000K、90deg	DIMENSION:	SERIAL No.:

UNIT: cd



Test System:
Temperature: 25.3 DEG
Operators:
Test Date: 2024.11.22

Test Set: 5.0 deg/s C-Gamma (TYPE C)
Humidity: 65.0%
Test Distance: 10.000 m
Remarks: